

Gripple Toggle End Fixing

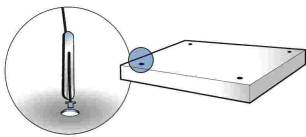
End fixing that is designed for fastening through profile roof cladding, light fittings, luminaires and other cavities.

ADVANTAGES

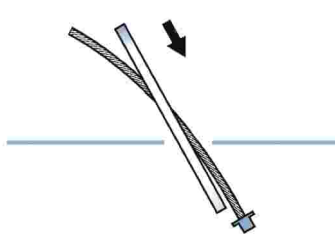
- Combines a plate and end stop to provide a ingeniously fast and simple fixing method.
- Ideal for profile roof cladding, light fittings, luminaires and other pre-drilled structures.
- Toggle end fixing is an integral part of the cable, requiring no additional accessories.
- Each size is purpose designed to fit a specific hole diameter.



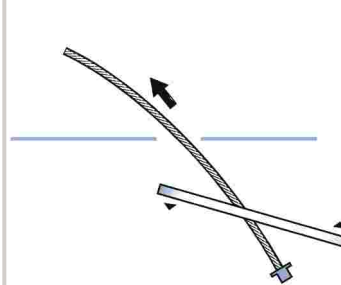
INSTALLATION



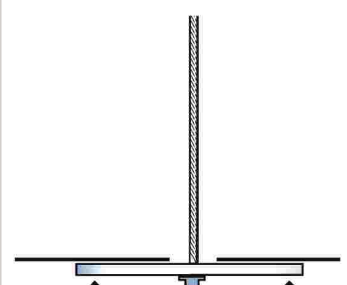
1. Push the toggle plate so that it lies almost vertical against cable.



2. Insert into the cavity.



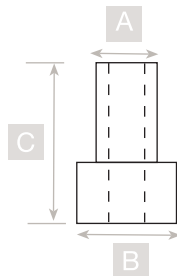
3. Ensure the toggle plate and end stop are within the cavity.



4. Pull on the cable to secure the plate in place.

END STOP SPECIFICATION

| Size | A inches | B inches | C inches |
|------|-------------|-------------|-------------|
| No.1 | 1/8" | 1/4" | 3/8" |
| No.2 | 1/4" | 5/16" | 3/8" |
| No.3 | 1/4" | 3/8" | 3/4" |



TOGGLE SPECIFICATION

| Size | A inches | B inches |
|------|-------------|-------------|
| No.1 | 1/4" | 1 1/2" |
| No.2 | 5/16" | 1 1/2" |
| No.3 | 3/8" | 2" |



Important Information

1. Construction materials and conditions vary on different sites. If it is suspected that the base material has insufficient strength to achieve a suitable fixing, contact Gripple Inc. The responsibility for judgement of base material strength lies with the installer, and not with Gripple Inc.
2. The information and recommendations given herein are believed to be correct at time of writing. The data has been obtained from tests done under laboratory, or other controlled conditions and it is the user's responsibility to use the data given in light of conditions on site, taking account of the intended use of the products concerned.
3. While Gripple Inc can give general guidance and advice, the nature of Gripple products means that the ultimate responsibility for selecting the correct product for a particular application must lie with the customer.
4. All products must be used, handled and applied in accordance with current product instructions and manufacturers recommendations for use, published by Gripple Inc.
5. Gripple's policy is one of continuous development and innovation. We therefore reserve the right to alter specifications, etc. without notice.